

# Mathematics Assessment Program

## College and Career Readiness

### Mathematics

#### Short Tasks: Linear and Exponential Models 1

- 1a. One of these tables represents a linear relationship, one represents an exponential growth and one represents an exponential decay. Label each table correctly.




X	Y
1	6
2	9
3	12
4	15

X	Y
1	56
2	28
3	14
4	7

X	Y
1	6
2	9
3	13.5
4	20.25

\_\_\_\_\_

- 1b. Sketch graphs showing each of these relationships.



- 1c. Write an equation representing the linear relationship.

\_\_\_\_\_